

Summary

Code Blue's **Elevator Connect** solution is an effective way to provide call routing and diagnostics for emergency communication devices installed in elevators. The robust platform acts as an alternative to telephone landlines, which are quickly becoming obsolete and expensive to operate.

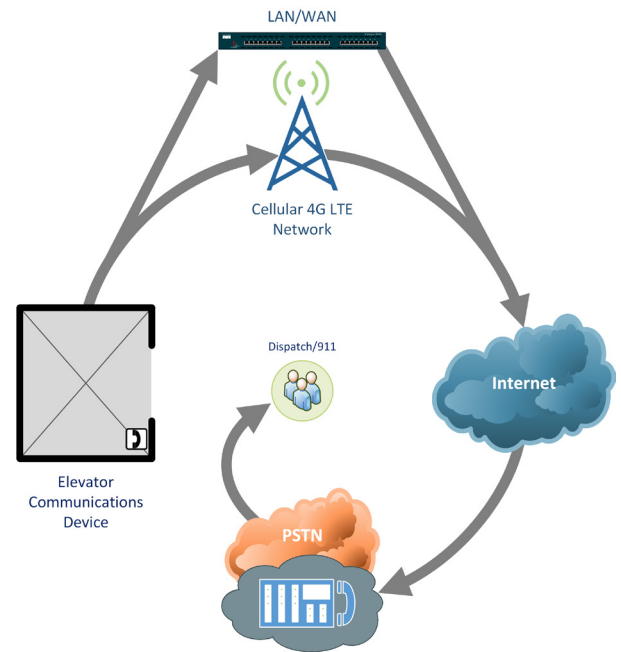
Features

Connection Options

- ✓ LAN, WAN, Wi-Fi and 4G LTE connectivity
- ✓ Multiple SIM slots and cellular carriers supported
- ✓ Cloud-based SIP registration
- ✓ Diagnostics, monitoring and reporting
- ✓ DID/e911 support
- ✓ Secure connections (encrypted VPN tunnels)
- ✓ Ability to connect multiple elevators to a centralized system
- ✓ IP and analog device support

Systems Management

- ✓ Managed services
- ✓ Pre-configured units
- ✓ Superior performance, service and support
- ✓ Custom engineering and technical support
- ✓ Ruggedized, industrial grade hardware



Benefits

Connection Flexibility

Our solution will support wired or wireless (802.11b/g/n), 4G LTE, or a combination of multiple connections to provide failover functionality to ensure your elevator is always connected.

Futureproof

Our system is constantly updated and managed by us. As technology advances, you will receive the most up to date software releases.

Landline Alternative

Elevator Connect can support both IP and Analog phones. Whether your elevator is equipped with a VoIP or analog phone, we have you covered.

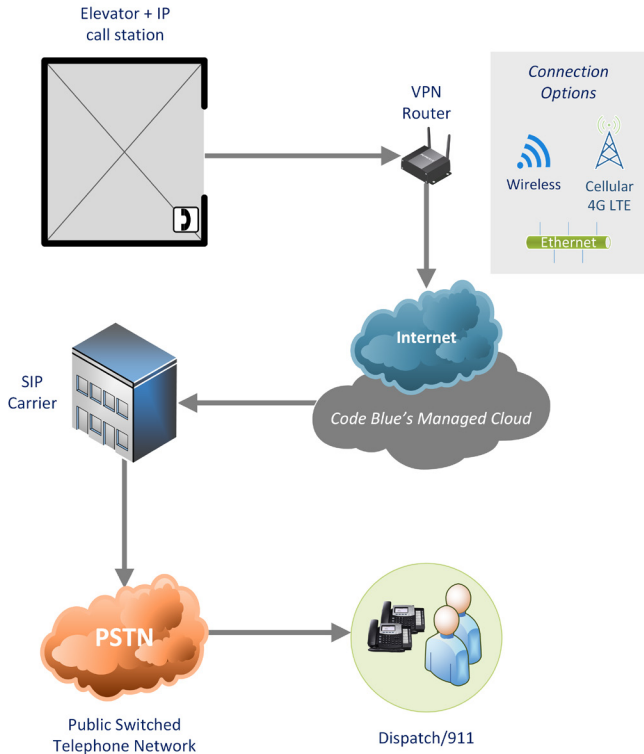
Ease of Installation

Our Managed Cloud products come pre-configured and ready for deployment, eliminating labor-intensive installation requirements and ongoing administration.

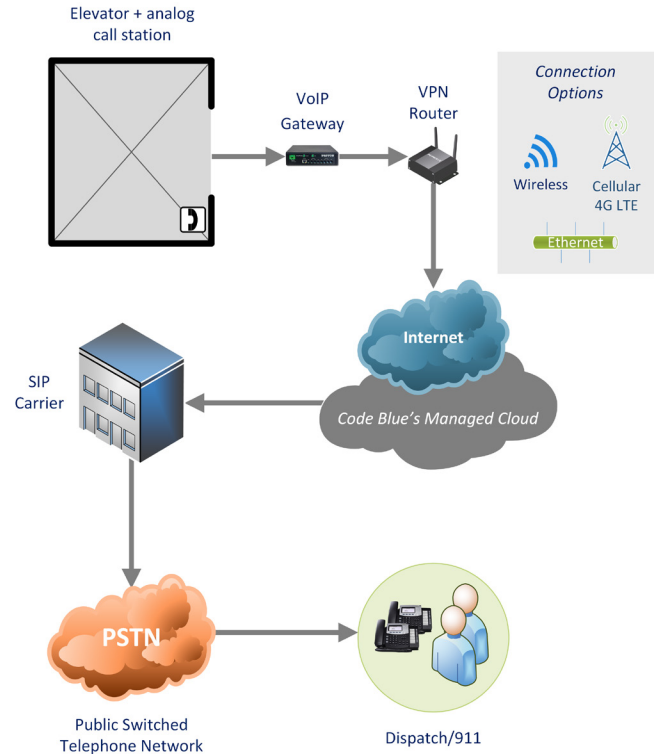
Advantages

IP or Analog Options Available

VoIP Communication Device



Analog Communication Device



Specifications

IP Option

Analog Option

	IP Option	Analog Option
Redundant connections and call routes (call redirect) when calls are unanswered	✓	✓
WAN Interface	1x 10/100M Ethernet Port, 1x Embedded LTE Modem with Redundant SIM Slots	1x 10/100M Ethernet Port, 1x Embedded LTE Modem with Redundant SIM Slots
Handoff ports	RJ45	RJ11
Power Input	120V AC or 12-24V DC	12-48V DC (120V AC transformer available)
Operational Temperature	-40° to 149°F (-40° to 65°C)	-40° to 158°F (-40° to 70°C)
Distance limitation from interface to elevator (or network switch)	100 Meters	Long Reach FXS, 10 km @ 3REN load
Connectivity and performance diagnostics/reporting	✓	✓